

4ft Linkable LED Shop Light

4ft Linkable LED shop light, 42 watt 4500 Lumen 48" (4 feet) 5,000K with pull On/Off

Specifications

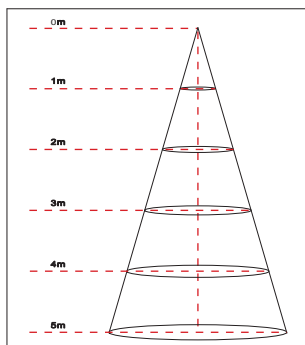
Model#	GL-LKSP4F-42W-XX
Description	4ft LED shop light
Power	42W
Voltage Input	120Vac,60HZ
Lumen output	4,500lm
Color Temperature	5,000K
CRI	Ra>80
Dimmable	No
Housing Finish	White
Lens	Clear Plastic
Product Dimensions	47.4"L x 6.3"W x 2.9"H (1204mm x 160mm x 47mm)
Item Weight	4.25 pounds (1.93kg)
Application	Indoor Only
Certificates	UL/cUL, Energy Star
warranty	5 years
life Span	25,000 hours
Pack size	1 pc
Packaging Dimension	47.6"L x 6.3"W x 3.2"H (1210mm x 160mm x 80mm)
Power Cord	5ft, 3-prong,120V grounded plug included



Order Information

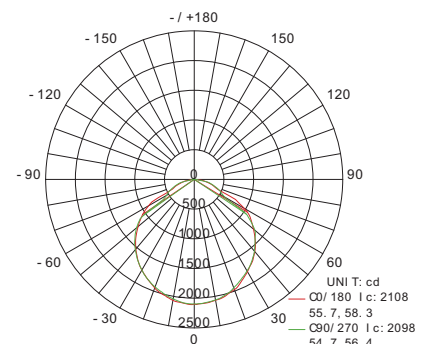
Item Number	Description	Power	Voltage Input	Dimmable	CCT	Lumen Output	Certificates
GL-LKSP4F-42W-XX	4ft LED shop light	42W	120Vac	No	5000K	4500lm	UL/cUL,ES

Lux Chart



Height	Average Lux (lx)	Light range (dia.)
1M	629	289cm
2M	157	578cm
3M	70	867cm
4M	39	1156cm
5M	25	1445cm

Photometrics



LM79
LM80

4ft Linkable LED Shop Light

4ft Linkable LED shop light, 42 watt 4500 Lumen 48" (4 feet) 5,000K with pull On/Off

Product Upward View



Installation Instruction

ATTACH THE HANGING CHAIN

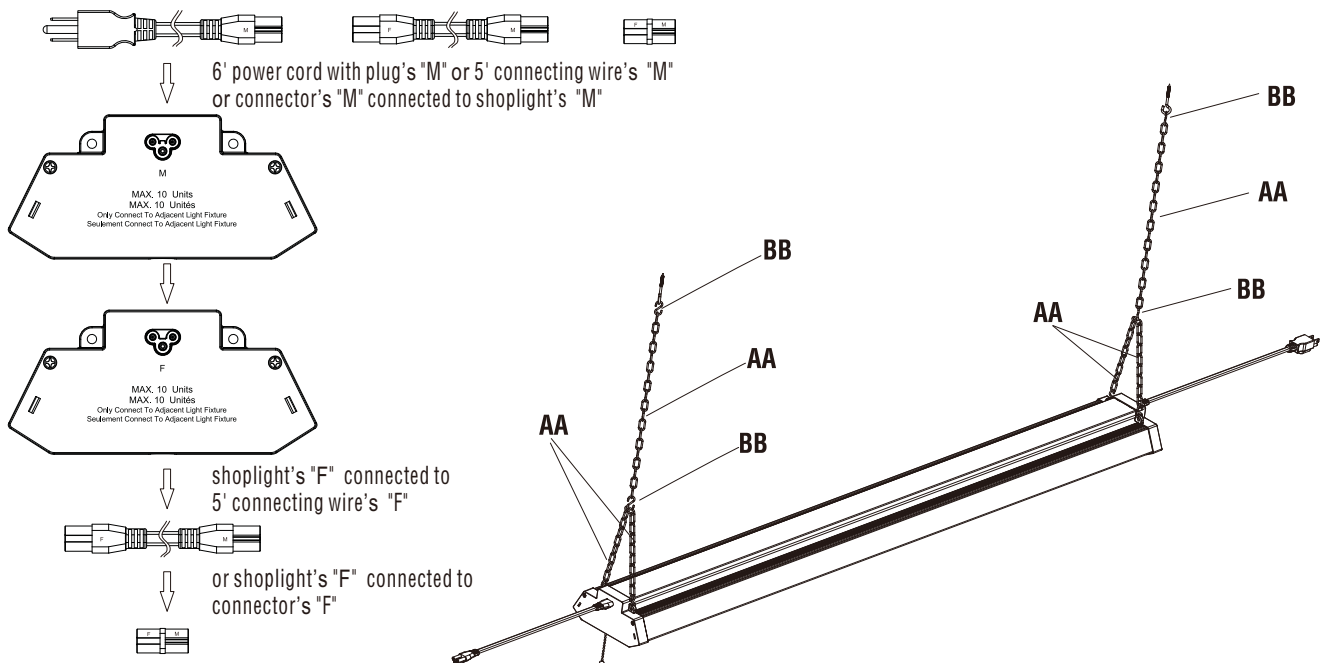
1. Using two hanging chains (Part AA) attach a hanging chain to one of the "S" hooks (Part BB) previously attached to each side of the light fixture.

NOTE: The hanging chain must be bent in half in order to attach each side to an "S" hook.

2. Attach two additional "S hooks" (Part BB) to the center of each hanging chain previously attached.
3. Attach the remaining hanging chains (Part AA) to the "S" hooks (Part BB) previously attached.
4. Attach the remaining "S" hooks (Part BB) to the hanging chains and attach to the ceiling hooks.
5. Plug in power cord (FF), or connecting wire (DD), or connector (EE) to outlet.

"F" connected to "F", "M" connected to "M". EXAMPLE: connector (the same as 6' power cord and 5' connecting wire)

6. plug power cord into an outlet to use pull chain to power on



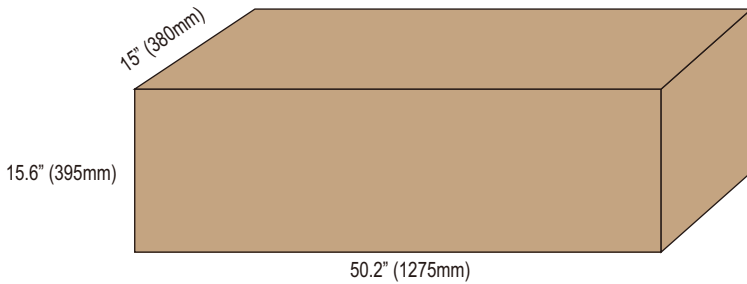
LM79
LM80

4ft Linkable LED Shop Light

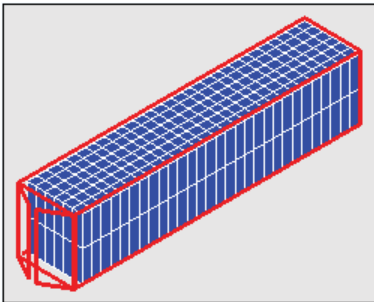
4ft Linkable LED shop light, 42 watt 4500 Lumen 48" (4 feet) 5,000K with pull On/Off

Packaging

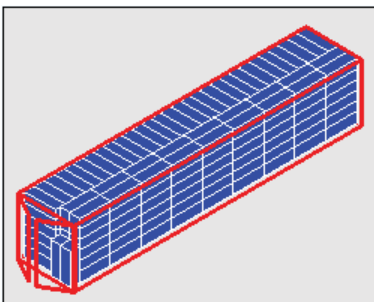
8pc/CTN G.W.:25 kgs Dimension: 50.2"L x 15"W x 15.6"H (1275mm x 380mm x 395mm)



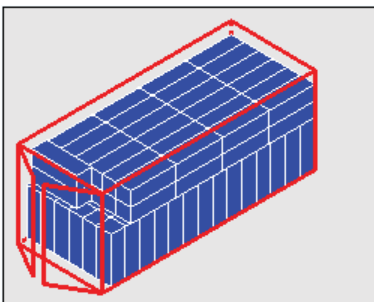
Container Loading QTY



Size	Corton QTY	Product QTY	Volumn	G.W.
40'hq	348ctn	2784 pcs	70.63m ³	8700kg



Size	Corton QTY	Product QTY	Volumn	G.W.
40'gp	284 ctn	2272 pcs	57.64 m ³	7100 kg



Size	Corton QTY	Product QTY	Volumn	G.W.
20'gp	134 ctn	1072 pcs	27.2m ³	3350kg



LM79
LM80